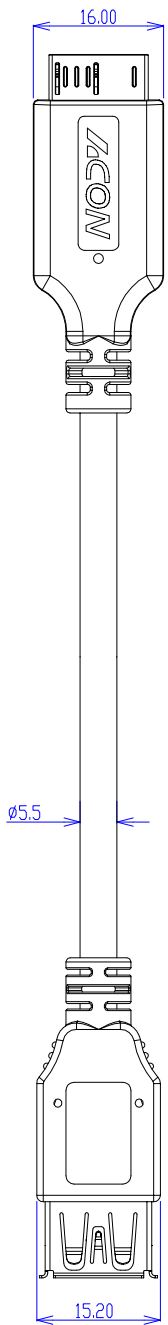
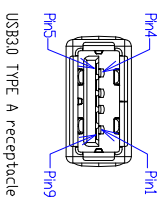

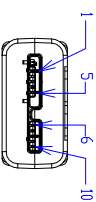
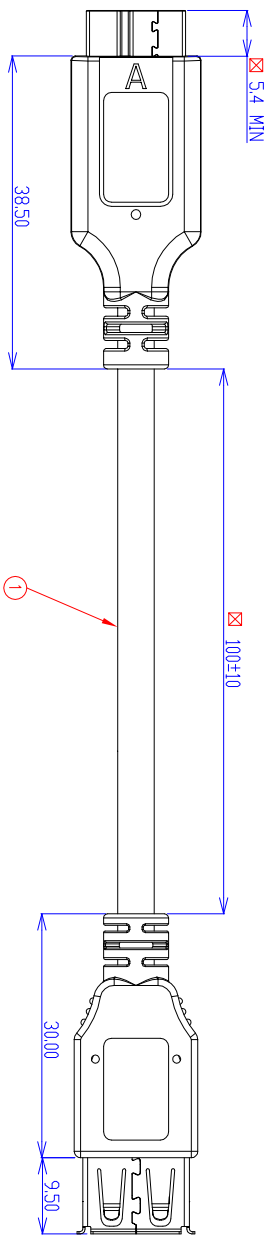


REV.	DESCRIPTION	DRAWN/DATE	CHECK/DATE	APPROVED/DATE
A	NEW RELEASE	NICK 2013/11/29		LEO 2013/11/29

USB CABLE



NOTES:
 1. Due to cable length only 0.18M (less than 1M), USB3.0 differential to common mode conversion test result is only for reference
 2. SYMBOL DESCRIPTION:

MAJOR DIMENSION x 2	MATERIAL
CPK DIMENSION x 0	REVISION
DIMENSION NUMBER	REFERENCE

Solder short pin#4 and #5 neat micro USB type A CONN

PIN ASSIGNMENT

MICRO USB30 TYPE A PLUG	Signal name	USB30 RECEPTACLE TYPE A
1	VBUS	1
2	USB2_DN	2
3	USB2_DP	3
4	ID CON	4
5	GND	4
6	USB3_TX_DN	8
7	USB3_TX_DP	9
8	GND	7
9	USB3_RX_DN	5
10	USB3_RX_DP	6
SHELL	Shield	SHELL

ACON P./N: CBAUB-002-010A	CUSTOMER P./N: NON
CUSTOMER: NON	
GENERAL TOLERANCE	ANGLE TOLERANCE
<30 ±1	X° ±3.0°
>30~50 ±3	X° ±2.0°
>50~100 ±5	X° ±1.0°
>100 ±10	X° ±1.0°
ORFO 13030-2	
SCALE NON	UNIT mm
SHEET 1 OF 1	
APPROVED LEO 2013/11/29	DATE
CHECKED NICK 2013/11/29	DATE
SERIES: USB ASSEMBLY	
File: C-CBAUB-002-010A	
SIZE A3	REV. A

All materials meet the ACON's spec.environment-related substances management technical standard A3R-電装基準

D

C

B

A